



MUNICIPAL CLINIC № 9

5th Electrovoznaya Street, building 5, Chelyabinsk



MUNICIPAL CLINIC № 9 is located in a picturesque place on the shore of the remedial lake Smolino



Dear ladies and gentlemen!



Medical organization MUNICIPAL CLINIC № 9, Chelyabinsk, being a multidisciplinary medical institution, successfully carries out medical activities for 65 years. The institution provides all basic types of assistance to the population, including primary healthcare, specialized care, including high-tech, as well as palliative care for children.

Medical care is provided in outpatient departments of hospital, in multidisciplinary day departments of hospital, as well as in inpatient care departments. The main areas of work of the day departments of the hospital are traumatology, orthopedics, therapy, neurology, obstetrics and gynecology. The work of the day hospital is organized in conditions comfortable for patients, in newly renovated premises. The key areas of work of the round-the-clock hospital are medical services in the profile "traumatology and orthopedics" for adults and children, including high-tech types of care. In addition, medical care is provided in the following areas: "neurology", "endocrinology", "therapy", "pediatrics", "dermatology" designated for children, assistance to women during pregnancy and childbirth, postpartum period.

Treatment of patients is carried out by highly qualified medical specialists, doctors of the highest and first category, including leading specialists of the city of Chelyabinsk.

MUNICIPAL CLINIC № 9 is located in a picturesque place, on the shore of the remedial lake Smolino. Available public transport and developed city infrastructure.

The hospital is a clinical base and base of educational practice of the State budgetary educational institution of higher professional education "South Ural state medical University" of the Ministry of Healthcare of the Russian Federation. Municipal autonomous healthcare institution "City clinical hospital № 9" is a place for 5 University chairs: Department of Pediatrics (faculty of additional professional education "South Ural state medical University") head of Department Professor Pishalnikov A.Y.; Department of faculty therapy, head of the Department Professor S. P. Sinitsyn; Department of traumatology and orthopedics, head of Department Professor Atmanski I. A.; Department of anesthesiology and intensive care, head of Department Professor Astakhov A. A.; Department of obstetrics and gynecology, head of Department Professor V. F. Dolgushina.

MUNICIPAL CLINIC № 9 is ready to provide medical assistance to the population of your region.

Contact phone numbers:

Deputy chief medical officer Platonova Ksenia Viktorovna 8 (351)2515910

Deputy chief physician of the polyclinic Simonova Tatiana Vladimirovna 8 (351)2563889

Deputy chief physician for obstetrics and gynecology Andrienko Alexander Vladimirovich 8 (351)2515904

Deputy chief physician for childhood Shuvalikova Yana Anatolievna 8 (351)2514607


Head of traumatological and orthopedic Department Antsupov Andrey Valeryevich 8 (351)2515908

Secretary Tolstobrova Olga Vasilyevna 8 (351)7308871

Sincerely, chief doctor

Denisov O. V

OUR PARTNERS






Developed infrastructure

You can find within walking distance:

- Two big hotels: "Smolino Park", "Beryozka"
- City beach "Solnechniy Bereg"
- Sandy promenade with alleys for walks
- Convenient transportation
- Shopping mall and entertainment center "Almaz"



LICENSES



MUNICIPAL CLINIC № 9 has a license for medical activities, as well as sanitary and epidemiological conclusion, a license for high-tech medical care.





5th Electrovoznaya Str.,d5
Chelyabinsk 454046

RUSSIA
Phone: 8 (351) 7308871
Fax: 8 (351) 2565502
E-mail: gkb9@uzag74.ru

MUNICIPAL CLINIC № 9 is a large multidisciplinary medical and prophylactic institution that provides primary, including pre-medical, care; medical and specialized healthcare; specialized, including high-tech, medical care; palliative medical care in outpatient departments; the hospital performs work of medical examinations, expert medical assessments.



MUNICIPAL CLINIC № 9 is a large multidisciplinary medical institution. According to the tariff agreement of compulsory medical insurance, since 2014 the hospital No. 9 belongs to the medical organizations which render medical care of 3d level (medical services are provided within the framework of high-tech medical care).

STRUCTURE



The structure of this healthcare institution includes a hospital with 470 beds: a 24-hour hospital with 445 beds (including 21 beds for newborns), in addition there are 25 intensive care beds (including 6 beds for newborns); a day hospital with a 24-hour hospital in the profile of "pediatric dermatology" for 4 beds.

There are 16 specialized departments, including 6 departments of urban significance: 2 departments of traumatology and orthopedics (No.1 - 42 places, No.2- 47 places); endocrinology Department for 34 places; children's infectious diseases Department of 65 places, Department of palliative medical care for children with 10 places, children's somatic Department with 47 places.

The structure of the bed Fund in 2016 is as follows:

- Traumatology and orthopedic Department No.1 - 42 places;
- Traumatology and orthopedic Department No.2 -47 places;
- Gynecological Department (including treatment of early pregnancy pathology) - 19 places;
- Children's infectious diseases Department-65 places;

MATERNITY HOSPITAL:

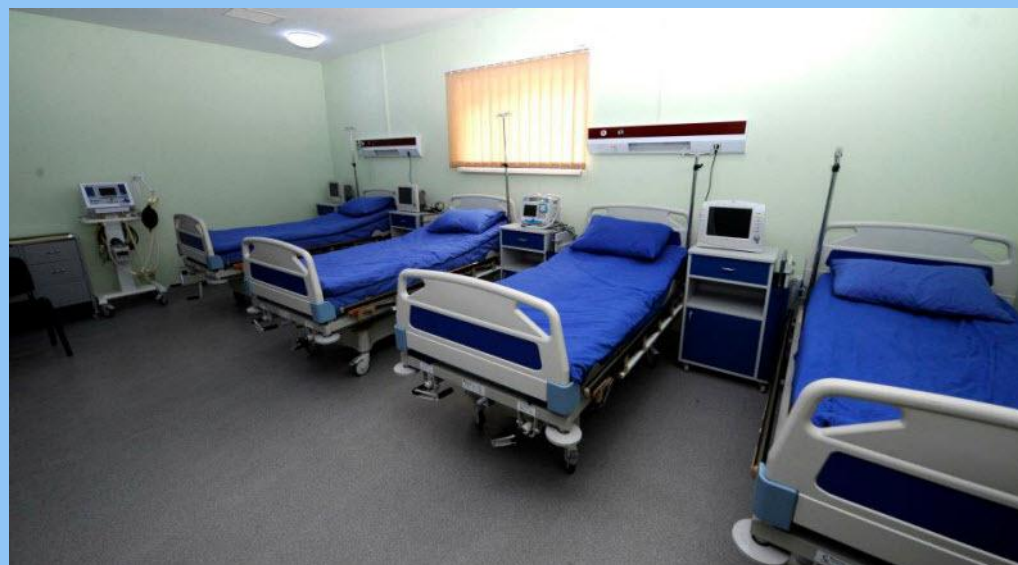
- Department of pathology of pregnancy-16 places;
- Maternity wards - 21 places;
- Resuscitation maternity department-4 places;

Neurological Department-36 places;

Endocrinology Department-34 places;

Therapeutic Department-57 places;

Children's somatic Department-47 places





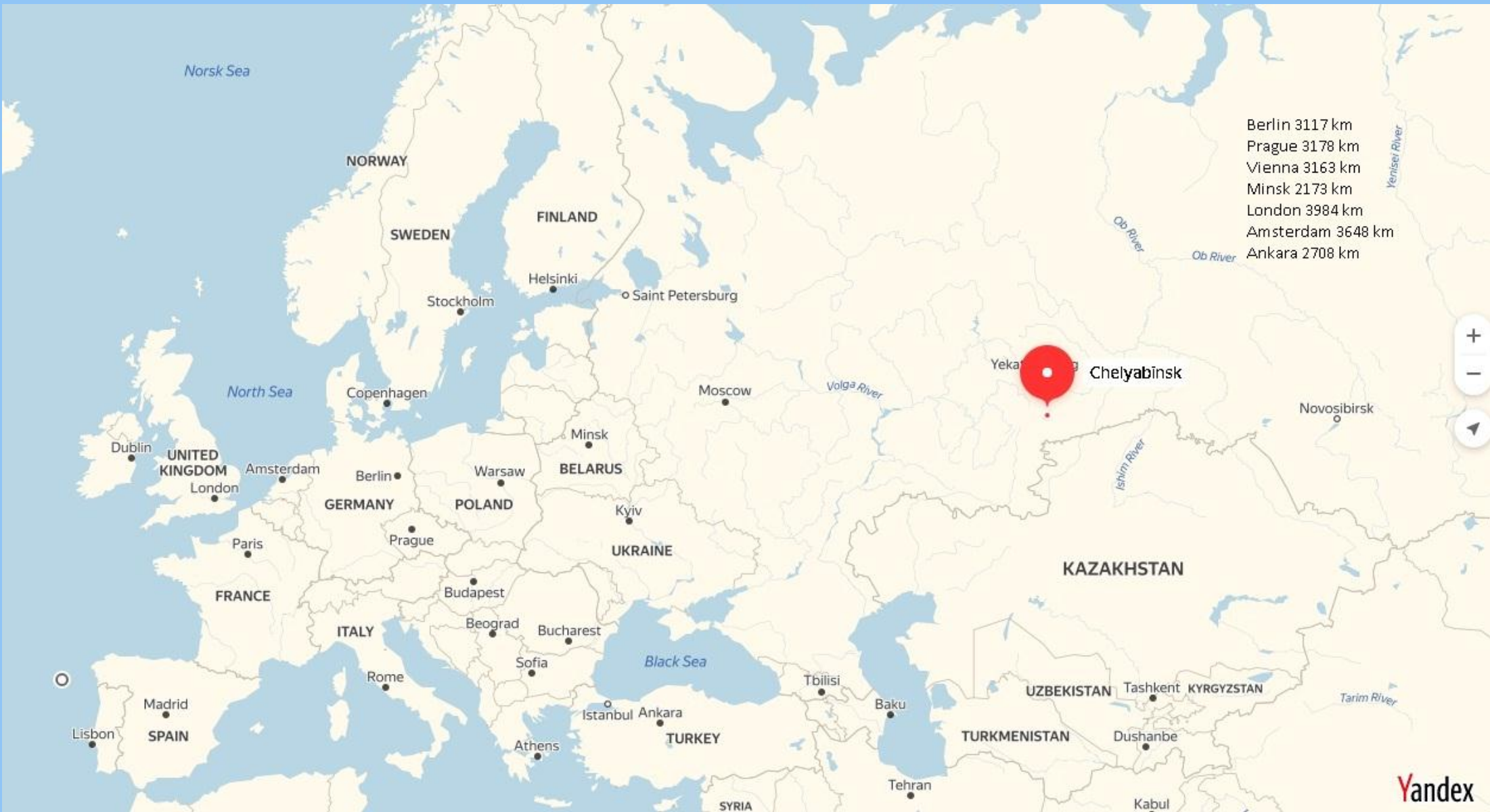
The hospital provides outpatient and polyclinic care to the population and has a planned capacity of 900 visits per shift, including maternity welfare center with 250 visits per shift. Taking into account the organizational and material-technical base of the hospital, outpatient medical care is provided to the population, which is 36,810 people.

The polyclinic includes a district trauma center, a city advisory orthopedic office and the only city orthopedic trauma outpatient department with 38 beds. These units, together with traumatological orthopedic departments of the hospital, working on the basis of continuity, provide a full cycle of medical care to patients of traumatological and orthopedic profile.



The structure of the polyclinic also includes an outpatient care therapeutic department, which includes 26 places of therapeutic profile and 8 places of neurological profile, as well as an outpatient care department of maternity welfare center with a capacity of 20 places.

Paraclinical service is represented by a radiology department that provides x-ray and ultrasonic examination, department of functional diagnostics, endoscopy department, department of prenatal diagnosis for all city districts, department of physical therapy. In the structure of the hospital there is a diagnostic laboratory, which carries out clinical, biochemical, immunological and bacteriological studies.



DISTANCE FROM CHELYABINSK TO FRIENDS AND PATIENTS



OUR CONTACTS

МИНИСТЕРСТВО
ЗДРАВООХРАНЕНИЯ РОССИИ
АДМИНИСТРАЦИЯ г.
ЧЕЛЯБИНСКА

РОССИЯ

454046, г. Челябинск,
ул. 5-я Электровозная, д.5.

Тел.: 8 (351) 7308871

Факс: 8 (351) 2565502

E-mail: gkb9@uzag74.ru

**Муниципальное автономное
учреждение здравоохранения
Городская клиническая
больница №9**



RUSSIA'S PUBLIC HEALTH
MINISTRY
THE CHELYABINSK CITY
ADMINISTRATION

5th Electrovoznaya Str., d5
Chelyabinsk 454046

RUSSIA

Phone: 8 (351) 2515906

Fax: 8 (351) 2565502

E-mail: gkb9@uzag74.ru

MUNICIPAL CLINIC #9

For notes



A series of horizontal black lines spanning the width of the page, providing a structured area for taking notes.

WEBSITE of MUNICIPAL CLINIC № 9

<http://www.muzgkb9-74.ru>

МУНИЦИПАЛЬНОЕ АВТОНОМНОЕ
УЧРЕЖДЕНИЕ ЗДРАВООХРАНЕНИЯ
ГОРОДСКАЯ КЛИНИЧЕСКАЯ
БОЛЬНИЦА №9

МАУЗ ГКБ № 9, email:
gkb9@muzgkb9-74.ru
454046, г. Челябинск, ул.
Электроозная 5-я,5

Центр телефонного обслуживания
граждан:
+7(351)240-13-13

Регистратура: тел.:+7(351)729-87-57
Вызов участкового врача на дом
(в раб. дни с 8-00 до 13-00): 251-59-48
Неотложная помощь на дом
(без выходных с 11-00 до 22-00):
тел.:256-40-50

Стол справок(стационар):
тел.:+7(351)251-59-26

Скорая помощь:
с гор. тел.:103 или 03
с моб. тел.:103 или 03*

Платные Услуги

Версия для слабовидящих

Главная Общие сведения Отделения больницы Пациентам Новости Обратная связь Ссылки Поиск по сайту

Запись на прием к врачу

Как записаться на прием к врачу

ДИСПАНСЕРИЗАЦИЯ ОСТОРОЖНО, ГРИПП!

I am convinced that the site will be of interest to patients, hospital staff and guests of the Internet resource. You will be able to find complete information about the hospital departments, treatment methods, preparation for diagnostic studies and operations. Our doctors will tell you about the current seasonal and age-related methods of prevention and treatment of diseases. You will be able to find out the schedule of doctors and make an appointment through the electronic registry. Hospital news are also available to visitors, articles of doctors, information on the introduction of new technologies.

Our website is constantly updated and supplemented with important and necessary information.

We hope that the web resource <http://www.muzgkb9-74.ru> will help to make the work of our hospital even better thanks to your feedback and suggestions.



Chief physician, candidate of medical Sciences

Oleg Vitalievich Denisov

Endocrinology department

Range of medical services:

1. Emergency medical care in case of endocrine pathology: diabetes, disease of the thyroid and parathyroid glands, adrenal glands, hypothalamic-pituitary area.

2. Hospitalization, examination of patients with suspected endocrine pathology to verify the diagnosis.

3. Planned hospitalization, examination and treatment of patients with diseases:

1) Diabetes mellitus type 1, 2, other types, to verify the type of diabetes, correction of carbohydrate metabolism, selection of basic therapy, treatment of complications;

- Use of different insulin therapy regimens, with genetically engineered and analog insulin;

- Selection of optimal treatment regimens with hypoglycemic drugs, including combined with insulin for patients with type 2 diabetes;

- training of patients with diabetes, obesity.

2) Diseases of the thyroid and parathyroid glands:

- Diffuse toxic goiter, nodular forms of goiter;

- Hypothyroidism;

- Inflammatory diseases of the thyroid gland;

- Hypoparathyroidism.

3) Diseases of the hypothalamic-pituitary area:

Syndrome of amenorrhea , lactoria;

- Sheehan's Syndrome;

- Diabetes insipidus;

- Hypothalamic syndrome;

- Hypopituitarism;

- Acromegaly;

- Itsenko-Cushing's Disease;

- Obesity.

4) Disease of the adrenal cortex (glands):

- Itsenko-Cushing Syndrome;

- Pheochromocytoma;

- Aldosteroma;

- Adrenal insufficiency.

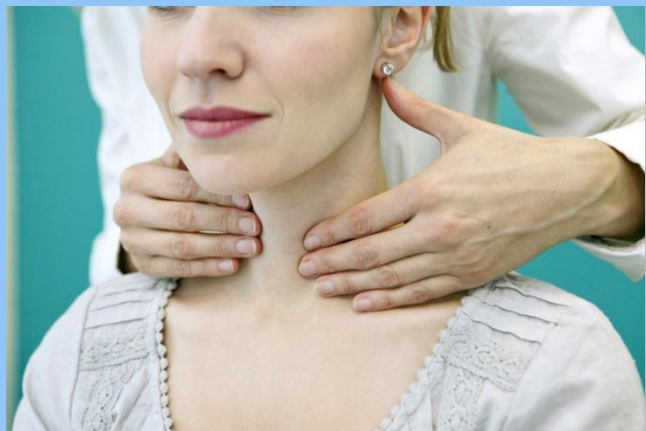
5) diseases of the pancreas (insulinoma).

6) ovaries diseases-Stein-Leventhal syndrome.

7) Introduction of new approaches to the treatment and prevention of vascular complications of diabetes mellitus (Tricor, lipoic acid medicines, Sulodexid).

8) medical supervision of pregnant women with endocrine pathology.

9) Prescription for follow-up care of working patients with diabetes to health centers of Chelyabinsk region.



Treatment methods of endocrinology department

of MUNICIPAL CLINIC № 9

1. Complex treatment, including multicomponent replacement therapy, glomerular lesions, neuropathy in diabetes mellitus.
2. Methods of teaching patients with diabetes (self-control training, diet therapy).
3. Methods of drawing up an individual nutrition plan for type 1 and 2 diabetes and obesity.
4. The introduction of new approaches to the treatment and prevention of vascular complications of diabetes (Tricor, Wessel-Due F).
5. Study of the hemostatic system in patients with type 2 diabetes with subsequent drug correction (Wessel-Due F, low molecular weight heparins).
6. Preparation for surgical treatment of patients with thyrotoxicosis, pheochromocytoma, adrenal formations.
7. Treatment of pregnant patients with concomitant endocrine pathology.
8. Specialized emergency care in comatose conditions in diabetes mellitus (technique of intravenous continuous insulin infusion, balanced nutritional therapy, etc.)
9. Technique of pump insulin therapy.
10. Treatment of endocrine ophthalmopathy (Thyroid eye disease) with the use of glucocorticoid.



Traumatology and orthopedics for adults

List of operational manuals:

- hip and knee replacement (endoprosthesis);
- arthroscopy of the knee joint, meniscus surgery, plastic surgery of the anterior cruciate ligament, surgery for habitual dislocations of the patella;
- shoulder arthroscopy, treatment of shoulder instability, rotator cuff suture;
- stabilizing operations on the spine in uncomplicated fractures of vertebral bodies;
- bone and plastic surgery for non-enlarged fractures and "false joints" of long tubular bones;
- muscle-tendon plastics for habitual dislocations of joints
- all types of osteosynthesis;
- skin grafting;
- emergency surgery for injuries of the skull, chest, abdomen;
- other orthopedic operations.
- transpedicular fixation of the spine in case of injuries;
- osteosynthesis of fractures of long tubular bones with blocked nails;
- arthroscopy of knee, shoulder, elbow, ankle joints.



Obstetrics and gynecology

Maternity hospital.

- Every childbirth is treated individually.
- Modern equipment.
- Possibility of "partner" delivery.

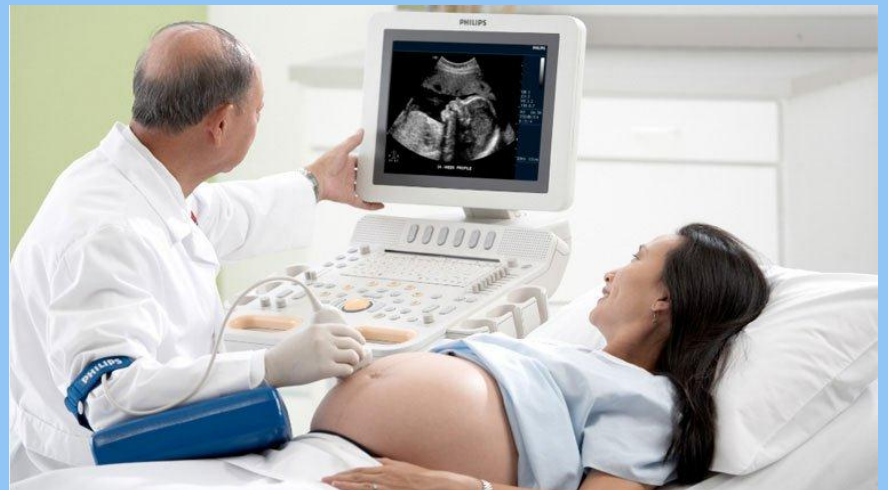


- Mother and newborn in wards for 1-2 people equipped with toilets and showers.
- Individual delivery room.



Office of prenatal diagnosis.

- Diagnostics using the latest equipment.
- High-level specialists: doctors of the highest category, candidates of medical Sciences.



Gynecology.

Gynecological operations of any complexity performed by doctors of the highest qualification category



NEUROLOGICAL DEPARTMENT

Provision of specialized medical neurological care both planned and emergency to the following categories of patients with nosological forms:

- Lesions of the musculoskeletal system.
- Diseases of the peripheral nervous system.
- Tumors of the nervous system.
- Injuries of the nervous system.
- Consequences of traumatic diseases of the nervous system.
- Cerebrovascular diseases of the nervous system: acute and chronic.
- Consequences of cerebrovascular diseases.
- Functional diseases of the nervous system.
- Demyelinating and hereditary degenerative diseases of the nervous system.
- Inflammatory diseases of the nervous system.
- Consequences of inflammatory diseases of the nervous system.
- Epilepsy and epileptiform syndromes.



Treatment methods used:

1. In the neurological department the treatment of the musculoskeletal system is carried out with the selection of adequate therapy Hill, physiotherapeutic department (medical rehabilitation), vascular therapy, chondroprotectors.
2. Lumbar puncture.
3. Treatment of vascular diseases of the nervous system both acute and chronic, as well as their consequences.
4. Treatment of diseases of the peripheral nervous system.
5. Treatment of traumatic brain injuries, other injuries of the nervous system, as well as their consequences.
6. Rehabilitation treatment of patients with diseases of the brain and spinal cord after neurosurgical intervention, detection of primary tumor processes of the nervous system.
7. Treatment of demyelinating and hereditary degenerative diseases of the nervous system using plasmapheresis, hormone therapy.
8. Treatment of functional diseases of the nervous system, psychotherapist consultation if necessary.
9. Treatment of inflammatory diseases of the nervous system and their consequences.
10. Treatment of epilepsy, epileptiform syndromes with the selection of an adequate dose of anticonvulsants.
11. All methods of physiotherapy, exercise therapy, massage are used.
12. New approaches to the treatment of patients with vascular diseases of the nervous system, blood pressure correction, electrocardiogram control, eye ground control, new drugs for the treatment of parkinsonism and injuries of the nervous system are being introduced.
13. Communication with the Department of neurology of the Ural State Medical Academy of additional education is constantly maintained.
14. All methods of care for seriously ill patients are used.
15. Carrying out medical blockades.

Indications for hospitalization of patients in the neurological department

1. Vascular diseases of the brain:

- transient ischemic attacks,
- transient disturbances of cerebral circulation,
- acute disorders of cerebral circulation: critical (up to 3 days), acute (the first 21 days) periods of the disease; early recovery period.



2. Dyscirculatory encephalopathy

- a) decompensation of the disease.
- b) Debut, exacerbation, the presence of a pronounced pain syndrome:
 - radicular compression syndrome,
 - vertebral artery syndrome,
 - compression syndrome of the spinal cord and its vessels.

3. Neuropathy - acute period of the disease.

4. Infectious diseases of the central and peripheral nervous system-acute period of the disease.

5. Traumatic diseases of the central nervous system

- acute traumatic brain injury,
- concussion,
- consequences of craniocerebral trauma with progressive course, increasing vegetative-vascular crises,
- epileptic seizures,
- hypertension-hydrocephalus syndrome (in the absence of indications for treatment in outpatient department).

6. Tumors of the Central nervous system. Examination.

7. Demyelinating diseases:

- acute disseminated encephalomyelitis,
- multiple sclerosis. Exacerbation.

8. Epilepsy. The increase in attacks. First epileptic seizures . Examination to verify the diagnosis.

9. Vegetative-vascular dystonia. Crisis flow.

Provided services

- Filling out the documents to the medical and social expert commission.
- Filling out acts for the military Commissariat.
- Filling in documents for resort treatment



TRAUMATOLOGY AND ORTHOPEDICS FOR CHILDREN

WHAT WE TREAT

Disorders of the joints:

1. Degenerative-dystrophic diseases (arthrosis-arthritis)
2. Aseptic necrosis of the femoral head
3. Congenital hip dislocation
4. Osteochondropathies of various localization (disease of Perthes, Keller, Haglund- Schinz, Osgut-Schlatter, etc.)
5. Rheumatoid arthritis
6. Joint damage in Bechterev's disease
7. Ankylosis
8. Joint contractures
9. Intra-articular pathology
10. Instability of the shoulder joint



Pathology of the upper and lower extremities:

1. Malformations and defects of limb development
2. Congenital and acquired pseudoarthrosis (false joint)
3. Benign bone tumors and tumor-like diseases
4. Congenital and acquired deformities of the hand
5. Congenital and acquired deformities of the foot
6. Effects of polio
7. Orthopedic pathology in case of infant cerebral palsy



Pathology of the spine:

1. Spinal injury and its consequences
2. Tumors of the spine
3. Hernia of intervertebral discs
4. Kyphoscoliotic deformities of the spine
5. Spondylolisthesis

HOW WE TREAT

Spinal surgery:

1. Ventral and dorsal spondylodesis using high-tech methods
2. Dynamic stabilization of the spine.
3. Correction of kyphoscoliotic deformation of the spine



Operations on the bone and joint system:

1. Endoprosthesis of large joints (hip, knee, shoulder).
2. Arthroplasty of joints and various types of arthrodeses.
3. Corrective osteotomy of the bones of the limbs while shortened and deformed
4. The use of mini fixator Autofix for fixation of small bones.
5. Video arthroscopy of large joints (knee, shoulder, ankle), using shaver, high-frequency ablator, laser installation (including meniscectomy, chondrectomy, synovectomy, mosaic autochondroplasty, tunneling).
6. Knee joint ligament repair (arthroscopically, St, BTB autoplasty, artificial ligament).
7. Stimulating laser osteoperforation and therapy for diseases and consequences of injuries of bones (Perthes disease, Since, Osgut-Sletter, etc.).
8. Osteosynthesis with the use of high-tech modern methods of treatment (extramedullary, intramedullary). Including minimally invasive techniques with fixation rods isolationism TEN blocking osteosynthesis.
9. Reconstructive operations on the foot (Hallux Valgus, flat feet, other acquired and congenital deformities).
10. Reconstructive operations on the hand (syndactyly, polydactyly, acquired deformities).
11. Suture, plastic surgery and tendon transplantation, tenolysis operations.
12. Bone grafting with the use of auto-and allografts.
13. Surgical treatment techniques of Russian Scientific Center "Rehabilitation traumatology and orthopedics" named after academician G. A. Ilizarov
14. Corrective and therapeutic plaster bandages (including congenital dislocations of the hips).

Treatment is carried out in comfortable wards for 1-3 people, equipped with functional beds, shower cabins and toilets.